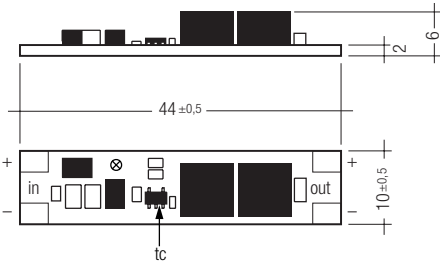


TALEXcontrol C700 12–24V_{DC}/700 mA 16VA



- constant current source 700 mA for TALEXeos modules
- constant output current 700 mA DC
- suitable for central supplied LED installations
- high efficiency > 85 %
- slim compact shape

- no-load and overtemperature protection
- connection technology: solder pads
- thermal conductive adhesive tape, premounted
- suitable for mounting on TridonicAtco mounting profiles, e.g. TALEXprofile Z200

packaging:
box of 50

Designed according to:
EN 61347-1
EN 61347-2-13
EN 61547
EN 62384

type		TALEXcontrol C700 12–24V _{DC} /700 mA 16VA
article number		86458513
input voltage U _{in}	V _{DC}	12–24
max. input voltage U _{in max}	V _{DC}	29
efficiency ①	%	> 85
output current	A _{DC}	0.700
output voltage ①	V _{DC}	max. 22 (U _{in} – 2V)
output power	W	16
max. power loss	W	0.65
max. cable length (converter → TALEXmodule)	m	20
ambient temperature t _a	°C	-25 → +50
rated max. temperature t _c	°C	80
weight	g	4
dimensions L x W x H	mm	44 x 10 x 6

Possible number of TALEXeos-modules connected to TALEXcontrol C700 12–24V/700mA 16VA

U_{in} = 24V_{DC} ①

colour	P211/P211-2	P214	P215	P216
red, amber	1–9	n.A.	n.A.	n.A.
green, blue, white	1–6	1	–	–

U_{in} = 12V_{DC} ①

colour	P211/P211-2	P214	P215	P216
red, amber	1–4	n.A.	n.A.	n.A.
green, blue, white	1–3	–	–	–

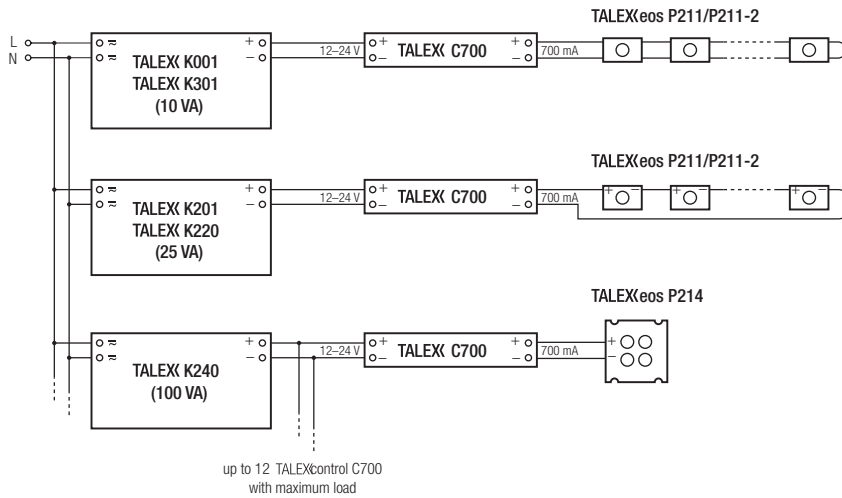
① Output voltage depending on supply voltage and the number of connected TALEXmodule (U_{in} – 2V).

Possible number of TALEXcontrol C700 12–24V/700 mA 16VA connected to TridonicAtco TALEXconverter

Numbers valid for full loaded TALEXconverter C700 (16VA)

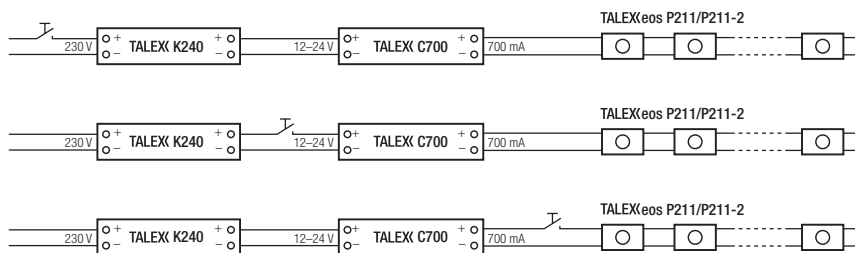
TALEXconverter	number of TALEXcontrol C700
K001 ; 12V/24V 10VA	0
K301 ; 12V/24V 10VA	0
K220 ; 12V/24V 25VA	1
K240 ; 12V/24V 100VA	6

Example wiring diagram TALEXcontrol C700 with TALEXeos modules



TALEXeos modules must be wired in series connection to the constant current source TALEXcontrol C700.

Connection of an on/off switch for the TALEXcontrol C700 12–24V/700 mA 16VA



Load switch allowed under any operating condition.

TALEXcontrol C700 is not suitable for dimming (e.g PWM)

Connection technology

The wiring can be in flexible cable (without ferules) or solid with a cross section of 0.25 mm² to 0.75 mm². The wire cables have to be soldered onto the dedicated solder pads.

Soldering information

Soldering has to be done under voltage-free conditions. The soldering temperature shall be chosen between 270 and 320 °C.

Mounting instructions

The TALEXcontrol C700 has to be glued onto a plain carrier by using the pre-mounted adhesive tape on the back side of the module. The protective foil therefore has to be removed from the adhesive tape. The carrier area has to be properly cleaned with appropriate methods.

Carrier material

The mounting onto metal carrier is allowed.



Dirt and humidity

The TALEXcontrol C700 has no dedicated protection against contamination or humidity. Protection against contamination and humidity is within the responsibility of the OEM manufacturer.



Protection against electrostatic discharge (EN61340-5-1/EN 61340-5-2)

The constant current source TALEXcontrol C700 contains electrostatic sensitive components. Measures for ESD protection have to be taken when mounting and assembling the module.



Safety switch off and SELV

Safety switch off and SELV have to be provided by the supplying converter unit. The use of TALEXconverter from TridonicAtco in combination with TALEXcontrol C700 ensures the required protection functionality.

Protection class

Suitable for use in protection class SK I and SK II luminaires.

Temperature ratings

The ambient operating temperature shall not exceed 50 °C. The rated max. temperature t_c must not exceed 80 °C under any operating conditions.

